

WHAT'S NEW @ D.R.S.

The Inside Scoop at DeHaan

Remodeling Specialists


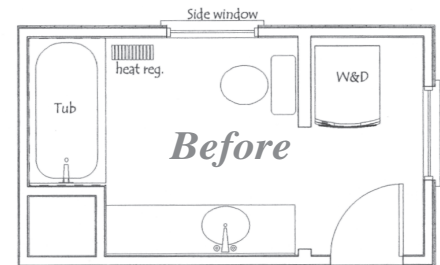


Turn Existing Areas into *Spacious Retreats!*

CASE STUDY: The VanZoest Residence

Challenge:


The VanZoest's wanted to turn the 1970's master bath in their large, 2 story Colonial Revival-Style home into a more modern, functional living space. The tub/shower unit was too small and one sink wasn't very functional for their family. The side window was great for letting in natural light, but took up valuable wall space. The room also doubled as the family's laundry room, but there was no storage space around the washer and dryer.



▲ Magazine rack incorporated into cabinetry.



▲ New mirror covers where window used to show through.



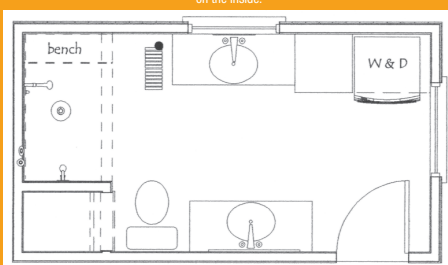
A sound system was installed by Buday's Sound Advice. ▼



◀ Clothes hamper conveniently located next to washer.

THE DEHAAN REMODELING SPECIALIST

Solution:



After

1 The older, combo tub/shower was replaced with a deluxe ceramic stall shower with custom glass enclosure. A regular wall mounted showerhead, a ceiling showerhead and a hand held showerhead were installed and all are controlled by a single diverter valve. A bench seat was also included.

2 The single sink was replaced by separate lavatory sinks on opposite walls. Granite counter tops compliment the heated ceramic tile floor and period style fixtures were used. The new shower and sink were strategically positioned around the existing radiator to minimize it's presence.

3 The stackable washer and dryer unit was moved over and Custom Cherry Cabinetry, complete with a clothes hamper, was incorporated to save on space. The historical committee would not allow us to eliminate the side window from the exterior, so we covered the window on the interior side and created a shadow box effect to achieve the privacy the family desired. The window is still on the side of the house and no one is the wiser. A whole house ventilation system was also installed. The Bath, Laundry and 2nd Bath are all connected to a central motor in the attic and vented out.



The VanZoest Family

YOUR CONVENIENCE is our Top Priority!

Having any type of work done to your house disrupts your daily routine. At DeHaan Remodeling Specialists, our goal is to keep any inconvenience to you and your family at an absolute minimum. We use the utmost care when removing old construction materials and always clean up the work space at the end of each day.

HOW WE DO IT!

This past February, a master bedroom/bath remodeling project we were working on was in a hard to access area on the second floor. There was a large front window in the master bedroom that was also being replaced during the remodel project. We constructed a set of stairs up to the bottom of the window that allowed us to step through the window into the master bedroom area. This eliminated the need to protect all of the floors throughout the house and saved the client money by us not having to take as many steps from our trucks to the work area. The family appreciated keeping the main floor free of construction traffic and the additional cost savings.



TRUSTED, CERTIFIED SPECIALISTS SINCE 1978



DeHAAN
REMODELING
SPECIALISTS, INC.

343-3757 • www.DeHaanRemodeling.com



Don't Move...Improve!



UPDATE A SIDE NOOK

The craftsmen at DeHaan Remodeling Specialists have been known for creating exceptional Room Additions and Kitchen and Bath remodels for the past 30 years. But our home improvement services don't end there. Did you know we also do:

- Built-In Mantles & Shelving
- Pool Patios & Decks
- Laundry Rooms
- Front Facade (Siding & Trim)
- And Much More!



ORGANIZE A MUDROOM

Bob DeHaan is a Certified Graduate Remodeler and a Certified Aging-In Place Specialist. Designated by the National Home Builders Association.

